

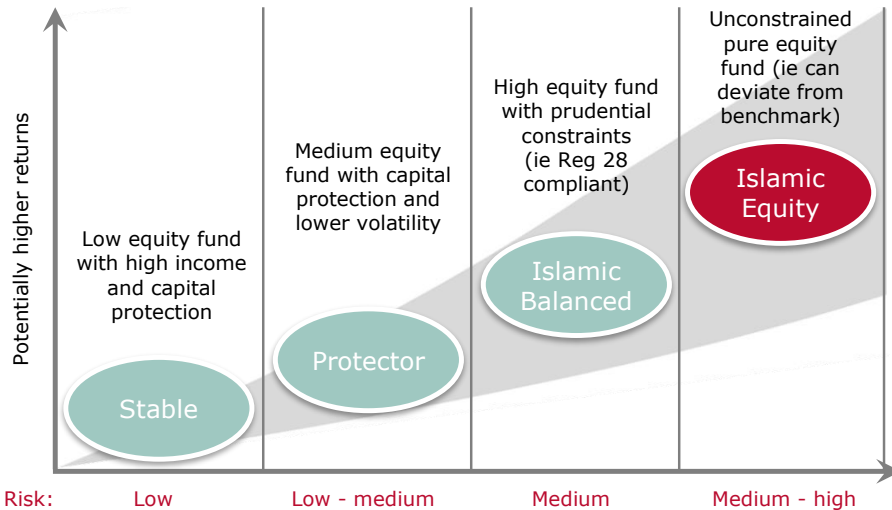
Camissa Islamic Equity Fund

March 2022

Date of issue: 11 April 2022

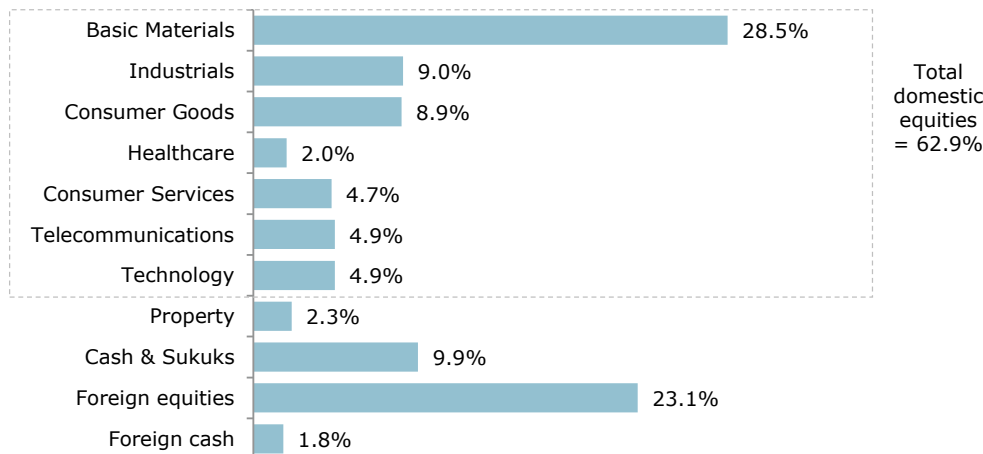


Risk profile



This fund will generally be fully invested in a diversified portfolio of domestic and international equity securities, subject to the statutory investment limitations. The underlying investments will comply with Shariah requirements as prescribed by the Accounting & Auditing Organisation for Islamic Financial Institutions (AAOIFI) and will not invest in any interest-bearing instruments.

Asset and sector allocation



Top 10 equity holdings*

Omnia	4.5%	MTN	2.4%
Northam Platinum	4.3%	Telkom	2.4%
Datatec	3.9%	Metair	2.4%
Anglo Platinum	2.7%	Anglo American	2.2%
African Rainbow Minerals	2.6%	Mondi	2.2%
		Total	29.5%

* Top holdings comprise domestic and global equities

1 TER (total expense ratio) = % of average NAV of portfolio incurred as charges, levies and fees in the management of the portfolio for the rolling three-year period to 31 March 2022. A higher TER does not necessarily imply a poor return, nor does a low TER imply a good return. The current TER may not necessarily be an accurate indication of future TERs.

2 TC (transaction costs) are unavoidable costs incurred in administering the financial products offered by Camissa Collective Investments and impact financial product returns. It should not be considered in isolation as returns may be impacted by many other factors over time including market returns, the type of financial product, the investment decisions of the investment manager and the TER. This is also calculated on the rolling three-year period to 31 March 2022.



Portfolio Manager
Abdul Davids
BCom (Accounting),
CFA

Fund objective

A Shariah-compliant fund that aims to provide steady capital growth and a total portfolio return that is better than the average general equity fund.

This fund is suitable for Muslim investors seeking a Shariah-compliant portfolio of South African equities, who are in their wealth accumulation phase. Investors would be able to withstand short-term market fluctuations in pursuit of maximum capital growth over the long term.

Invest with us

Contact your financial adviser or

Visit our website

www.camissa-am.com

Call Client Service

0800 864 418

Email

clientservice@camissa-am.com

Fax

088 021 671 3112

Fees and charges

(excl VAT)

Initial fee	0.00%
Financial adviser fee	max 3.00%
Ongoing advice fee	max 1.00% p
Management fee	1.25% p

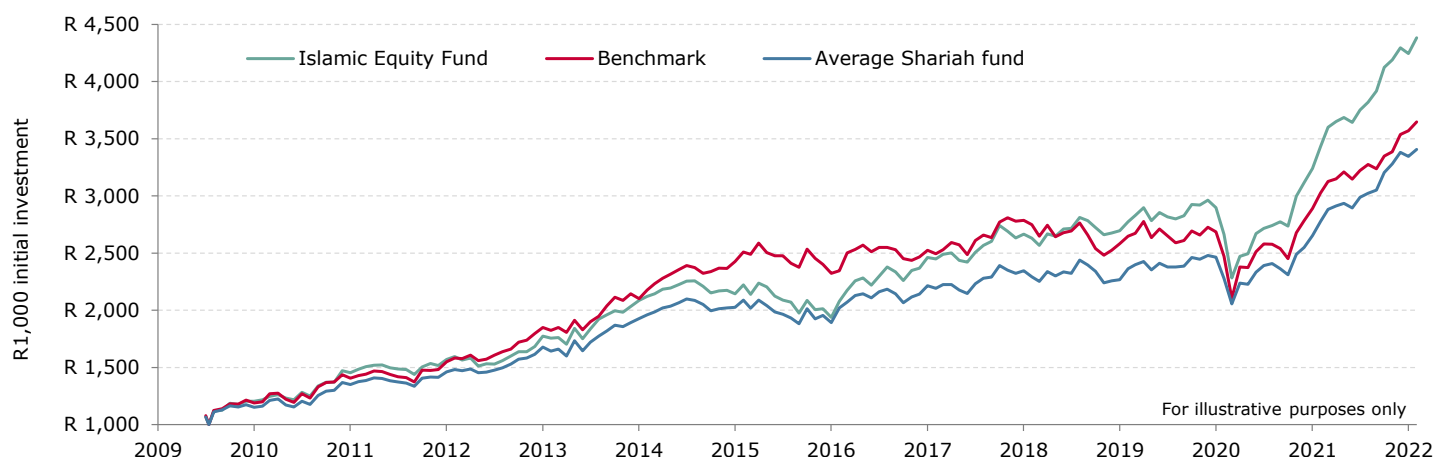
TER¹ 1.49%

TC² 0.20%

Camissa Islamic Equity Fund

March 2022

Performance¹



Annualised performance	Fund	Benchmark	Average Shariah fund	Highest #	Lowest #	Risk statistics	Fund	Benchmark
1 year	22.8%	17.7%	32.1%	5.3%	-1.2%	Annualised deviation	11.2%	11.6%
3 years	16.0%	11.3%	14.0%	9.6%	-14.3%	Sharpe ratio*	0.5	0.4
5 years	12.2%	7.8%	9.6%	9.6%	-14.3%	Maximum gain Φ	34.8%	30.9%
10 years	11.0%	8.9%	9.1%	9.6%	-14.3%	Maximum drawdown Φ	-22.9%	-25.1%
Since inception	12.4%	10.8%	10.1%	9.6%	-14.3%	% positive months	65.4%	60.8%

Highest and lowest monthly fund performance during specified period

Φ Consecutive months of change in the same direction

* The Sharpe ratio is used to measure how well the return of an asset compensates the investor for the risk taken. The higher the Sharpe ratio the better the Fund's historical risk-adjusted performance has been. This is calculated by taking the difference between the Fund's annualised return and the risk-free (cash) rate, divided by the standard deviation of the Fund's returns.

¹ Performance is quoted from Morningstar as at month-end for a lump sum investment using Class A Net Asset Value (NAV) prices with income distributions reinvested (income is reinvested on the reinvestment date). NAV refers to the value of the fund's assets less the value of its liabilities, divided by the number of units in issue. Performance figures are quoted after the deduction of all costs incurred within the fund. Individual investor performance may differ as a result of initial fees, the actual investment date, the date of reinvestment and dividend withholding tax. All performances are annualised (ie the average annual return over the given time period). Actual annual figures are available on request from Client Service.

Fund size	R1.58 billion
NAV	368.44 cpu
Benchmark	South African - Equity - General funds mean
ASISA category	South African - Equity - General
Launch date	13 July 2009

Income distributions	
31 December 2021	7.69 cpu
30 June 2021	8.27 cpu
Investment minimum	
Lump sum	R5,000
Debit order	R500 pm

Trustee Melinda Mostert
Head: Standard Bank Trustee Services
melinda.mostert@standardbank.co.za

Portfolio Manager Abdulazeez Davids - Abdul joined Camissa (previously Kagiso Asset Management) in 2008 and is Head of Research. Previously he was with Allan Gray as an investment analyst and portfolio manager.

Fund registration no (ISIN)
ZAE000150843

Shariah advisory and supervisory board members
Mufti Zubair Bayat
Mufti Ahmed Suliman
Maulana Muhammed Carr

Pricing: All funds are valued and priced at 15:00 each business day and at 17:00 on the last business day of the month. Forward pricing is used. The deadline for receiving instructions is 14:00 each business day to ensure same day value. Prices are published daily on our website.

The Camissa unit trust fund range is offered by Camissa Collective Investments Limited (RF) (Camissa), registration number 2010/009289/06. Camissa is a subsidiary of Camissa Asset Management (Pty) Limited [a licensed financial services provider (FSP No. 784)], the investment manager of the unit trust funds. Camissa is a member of the Association for Savings and Investment SA (ASISA) and is a registered management company in terms of the Collective Investment Schemes Control Act, No 45 of 2002.

Unit trusts are generally medium to long-term investments. The value of units will fluctuate and past performance should not be used as a guide for future performance. Camissa does not provide any guarantee either with respect to the capital or the return of the portfolio(s). Foreign securities may be included in the portfolio(s) and may result in potential constraints on liquidity and the repatriation of funds. In addition, macroeconomic, political, foreign exchange, tax and settlement risks may apply. However, our robust investment process takes these factors into account. Unit trusts are traded at ruling prices and can engage in scrip lending and borrowing. Exchange rate movements, where applicable, may affect the value of underlying investments. Different classes of units may apply and are subject to different fees and charges. A schedule of the maximum fees, charges and commissions is available upon request. Commission and incentives may be paid, and if so, would be included in the overall costs. Camissa has the right to close the portfolio to new investors in order to manage it more effectively in accordance with its mandate. Additional information is available free of charge on our website or from Client Service.